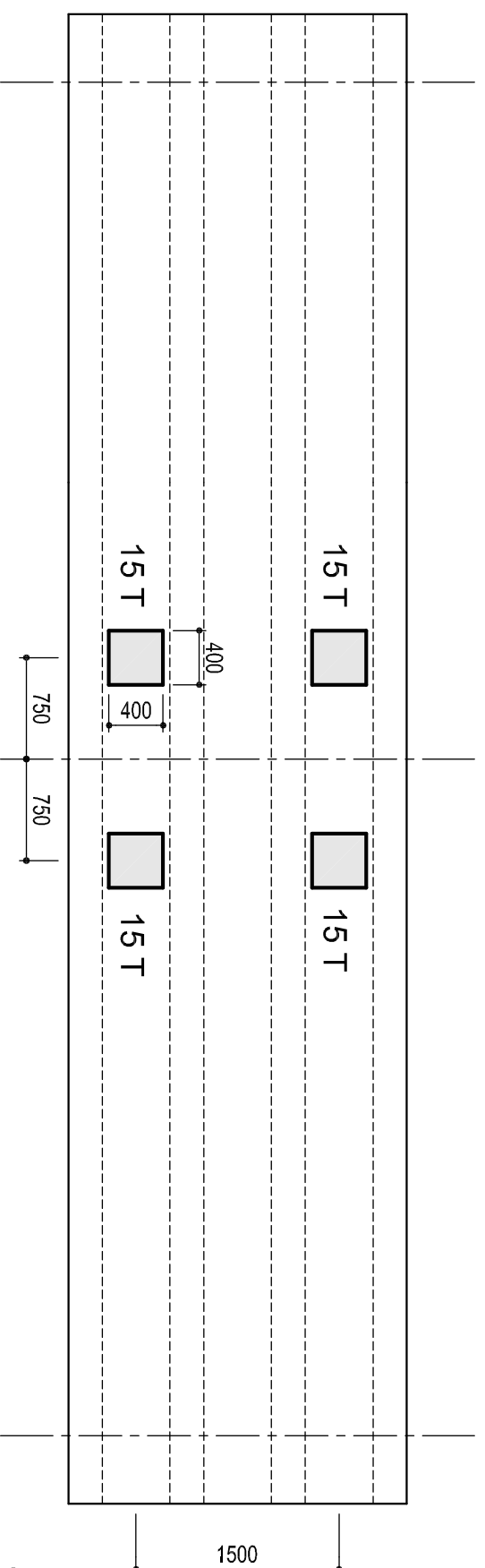
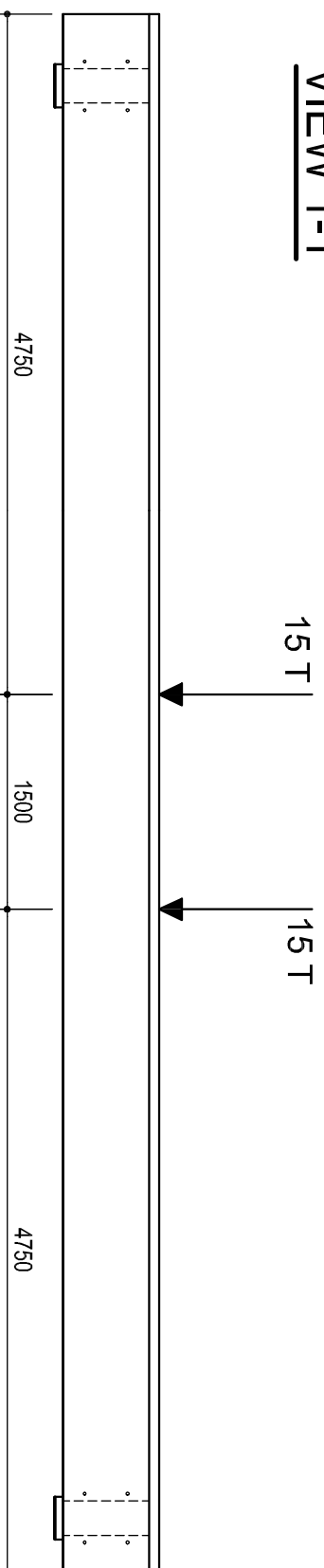


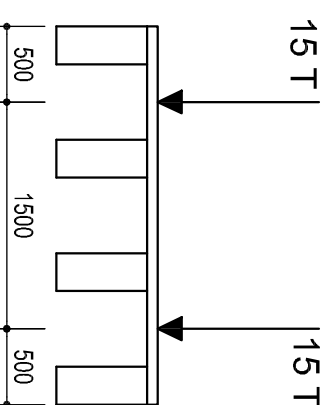
**VUE EN PLAN**  
**PLANE VIEW**



**VUE 1-1**  
**VIEW 1-1**





**VUE 2-2**  
**VIEW 2-2**



15 T = charge totale appliquée sur la surface de 40 x 40 cm - total load applied on the area of 40 x 40 cm.



Les plans et le prototype NR2C - BLC - BFUP sont la propriété intellectuelle de l'équipe NR2C - WP3  
**REPRODUCTIONS ET USAGES COMMERCIAUX INTERDIT**  
The plans and prototype NR2C - BLC - BFUP are the intellectual property of the NR2C - WP 3  
**COMMERCIAL USES AND REPRODUCTIONS ARE NOT ALLOWED**

|   |       |   |  |
|---|-------|---|--|
|  |       |  |  |
| Dossier BEG : 3535  |       | Fichier BEG : 007   |  |
| MATERIAUX   |       | Béton BFUP  |  |
| 07-12-06  | EO    | FGE   | modifications connexions et appuis             |
| 03-11-06  | EO    | FGE   | modifications selon remarques réunion 30-10-06 |
| 30-10-06  | EO    | FGE   | Première diffusion                             |
| Date  | Dess. | Verif.  | Modifications                                  |
| Date : 30-10-2006   |       | <b>ESSAI DE CHARGEMENT TYPE ELS</b>   |  |
| Ech. : 1/50   |       |   |  |
|   |       | IND   |  |
|   |       | B   |  |